



2



Smart Savories  
from  
A Century of Progress





GOOD cooks as they were, those veiled and petticoated ladies who came to the Columbian Exposition in 1893 could know but little of the delights of cheese cookery. "Philadelphia" Brand Cream Cheese was widely known then; it was served with crackers and the demi-tasse at many a brilliant table. But for cooking, really good cheese was hard to get, and there were few kinds to choose from.


Now all that has been changed. About two decades ago Kraft introduced two new ideas in cheese making which revolutionized the entire industry: pas-

Copyright 1934—Kraft-Phenix Cheese Corporation, Chicago, Ill.

teurization for purity; packaging to guard that purity.

To these two new methods Kraft added still another—skilful blending for uniformity of flavor. Nothing is left to chance. No matter when or where you buy Kraft Cheese, you can be sure of getting the same perfectly ripened flavor **every time.**

The following unique recipes feature only a small number of the many famous Kraft products which you and your family will enjoy knowing.



## Hawaiian Salad



Pineapple fingers  
Kraft French Dressing  
Watercress

Latticed cucumber  
slices  
Pimento strips

Marinate the pineapple fingers for an hour in Kraft French Dressing (in refrigerator). Drain, and for each service place two strips, parallel, on a bed of crisp watercress. On each pineapple strip lay three latticed slices of chilled cucumber, and outline each slice with a thin strip of pimento. Serve with Kraft French Dressing.

It almost cools one off just to look at this crispy-fresh salad, so keep it in mind for hot-day luncheons and dinners. You'll find that the Kraft French Dressing adds a surprising piquancy to this unique combination of vegetables and fruits. That's the reason so many expert salad makers use it often for marinating.

## The Kraft Tray



1 package Kraft American Cheese	Kraft Camembert
1 package "Philadelphia" Cream Cheese	Kraft Swiss or Crown Brand Swiss Gruyere
Kraft "Portion" Roquefort	1 Edam Cheese

It's as cosmopolitan as the Fair itself—this inviting Cheese Tray to serve as dessert at dinner, or with buffet luncheons or suppers! Unwrap and arrange on a tray the following fine cheeses: the famous Kraft American and Kraft Pimento with full natural Cheddar flavor. Snowy-white, fresh-flavored "Philadelphia" Cream Cheese. Kraft Roquefort, that is made in cool caves of Southern France. Perfectly ripened Kraft Camembert. Crown Brand Swiss Gruyere, imported by Kraft from a little Alpine village. And a gay red Edam just over from Holland. If you like, cover the tray with fresh galax leaves, and garnish with crystallized fruits.



## Roquefort Cream Crumpets

Kraft Roquefort Cream Spread    Milk  
Worcestershire sauce    Fresh bread

● Slightly soften the smooth, zestful Roquefort Cream Spread with milk. Add a dash of Worcestershire sauce. Cut very thin slices from a loaf of fresh white bread. Trim the crusts. Spread each slice with the Roquefort Cream mixture, roll up like a jelly roll and fasten with toothpicks. Toast on all sides under the broiler. Serve the Crumpets hot at tea, or with a luncheon salad. If Kraft Portion Roquefort Cheese is used, add twice the weight of "Philadelphia" Cream Cheese (1½-ounce portion of Kraft Roquefort to 3-ounce package "Philadelphia" Cream Cheese), blend thoroughly, moisten slightly with milk and season with Worcestershire sauce.



## Broiled Open Sandwich

Bread    Broiled bacon  
Sliced tomatoes    Kraft Swiss Cheese  
Kraft Kitchen-Fresh Mayonnaise

● Toast a slice of bread (crusts trimmed) on one side. Spread the untoasted side with Kraft Mayonnaise, cover with a thick slice of peeled tomato, then with two strips of partially broiled bacon. Finally, a generous slice of the good, nut-sweet Kraft Swiss Cheese. Toast under a very low broiler flame until the cheese is melted, and serve hot. Here is a quick trick for any bridge party hostess. Remember it for little Sunday night suppers, too—and for late-at-night refreshments.



## Velveeta and Bacon Pinwheels

Kraft Velveeta    Fresh bread    Sliced bacon

● Melt Velveeta in the top of a double boiler. Remove the lower crust from a loaf of fresh white bread. Cut thin slices the full length of the loaf. Trim crusts. Spread each slice with the melted Velveeta. Roll up like a jelly roll, cut each roll in half crosswise, and wrap a strip of bacon around each pinwheel, securing it with two toothpicks. Toast the pinwheels under a low broiler flame, turning often to cook the bacon.

If this is your introduction to Velveeta, do find out how versatile it is! Slightly chilled, it slices smoothly. In the double boiler it melts to a smooth sauce that pours like rich cream. Let the children have it too—for this delicious cheese food is as digestible as milk itself!



## Creamed Old English Turnovers

Baking powder    Kraft Creamed Old  
biscuit dough    English Cheese

● Roll and cut baking powder biscuit dough as usual. Roll each biscuit to an oval shape and place a strip of Kraft Creamed Old English Cheese in the center. Fold over to form a Parker House Roll. Bake as usual, in a hot oven, 425 deg., 10 to 12 minutes. Serve piping hot. Creamed Old English, with its delightfully sharp Cheddar flavor, gives your Turnovers a luscious melted center!

## Century of Progress Grilled Sandwich



White bread                      Melted butter  
Kraft Creamed Old English Cheese

Slice bread, trim all crusts, and put two slices together with a generous filling of Kraft Creamed Old English Cheese. Spread both outer sides of the sandwich with melted butter, and toast it in a grill until golden brown.

The sandwich may also be fried in butter on both sides, in a skillet; or toasted under the broiler, browning both sides evenly. The cheese melts to a mellow goodness that stays deliciously tender, with that rare "tingle on the tongue" flavor you love.

A versatile sandwich! . . . ideal for luncheon, afternoon bridge, midnight supper. It should be grilled immediately before serving, accompanied by pickles, olives (or other suitable relishes) and beverages.

## Frosted Salad Loaf



Remove crusts from a loaf of fine even-textured day-old bread. Cut four lengthwise slices. Place a slice on a platter and spread with Kraft Mayonnaise, then cover with peeled sliced tomatoes. Spread another slice of bread with mayonnaise and place with the dressing side on the tomatoes. Spread with a generous layer of Kraft Kay and cover with the third slice of bread. Spread this slice with mayonnaise and cover with crisp lettuce. Spread the fourth slice of bread with mayonnaise and place on the lettuce. Soften 3 packages of 'Philadelphia' Cream Cheese with milk and spread on the outside of the loaf. Garnish with parsley or watercress and small radish roses. Place in the refrigerator about an hour before serving. And then, when the guests arrive—bring in the loaf and hear the exclamations!



## Mayonnaise Crisps

1 egg white     $\frac{1}{4}$  cup Kraft Mayonnaise  
Small crisp crackers

● Beat the egg white until stiff; fold in the mayonnaise. Spread on crackers, and bake in a moderate oven, 350°, until mayonnaise mixture is set. Serve as a salad accompaniment.

When you're folding in the mayonnaise, notice how wonderfully smooth it is. Sample a little to see how delicate it is in flavor. Kraft makes it from the finest salad oils and spices, selected eggs, aged-in-the-wood vinegar. These choice ingredients are then blended by an exclusive method—the Kraft Miracle Whip—to superb smoothness and delicacy of flavor. Then, Kraft rushes the new-made mayonnaise to your grocer by fast service cars, so that you may have it kitchen-fresh for your salad!



## Anchovy and Egg Salad

1 cup shredded hearts of lettuce    8 anchovies, (or 6 boned sardines)  
 $\frac{1}{2}$  cup chopped celery hearts    Kraft French Dressing  
5 hard-cooked eggs    Lettuce

● Toss together the shredded lettuce, chopped celery, and chopped egg whites. Press egg yolks through a coarse strainer, chop the anchovies or sardines, and toss into the lettuce mixture, with French Dressing to moisten and season well. Serve on crisp lettuce with Kraft French Dressing. This fine dressing is made from the choicest spices and golden salad oils that are blended so thoroughly they cannot separate!



## Frozen Cheese Salad

2 tbsps. lemon juice     $\frac{1}{2}$  cup Miracle Whip Salad Dressing  
 $\frac{1}{2}$  cup evaporated milk     $\frac{1}{2}$  cup sliced dates  
1 pkg. "Philadelphia" Cream Cheese     $\frac{1}{2}$  cup crushed pineapple  
Lettuce leaves

● Chill milk thoroughly and whip until stiff. Add lemon juice and whip until very stiff. Mash the soft white "Philadelphia" Cream Cheese. Add the smooth salad dressing slowly, blending well. Fold into whipped milk, then add dates and pineapple. Freeze in the tray of an automatic refrigerator or pour into a mold and pack in a 1 to 3 salt-ice mixture. Serve on lettuce leaves, garnished with Miracle Whip Salad Dressing. This is enough for six good servings. It's a grand salad for informal little afternoon gatherings.




## Summer Appetizer Salad

Shredded cabbage    Kraft Taste-T-Spread  
Diced fresh tomatoes    Lemon juice  
Salt, pepper    Crisp lettuce  
Anchovies

● Mix shredded cabbage with an equal amount of diced tomatoes. Add seasonings, Taste-T-Spread to moisten well, and a dash of lemon juice if desired. Serve this salad in lettuce cups, garnishing each portion with two strips of anchovies. Use it as the first course of the dinner for it's a real appetizer—especially good for a hot night. It gives the dinner such a fresh, tempting start. And the Kraft Taste-T-Spread—a blend of Kraft Mayonnaise and spicy pickle relish—lends just the right zest.

## Tomato Shrimp Salad



- |                             |                |
|-----------------------------|----------------|
| 1 cup shrimps               | Salt, pepper   |
| 1 cup coarsely              | Fresh tomatoes |
| chopped celery              | Lettuce        |
| Miracle Whip Salad Dressing |                |

Drain and clean the shrimps; add chopped celery. Moisten well with salad dressing, and add seasonings to taste. Peel tomatoes and cut each into five sections, without cutting entirely through at the stem end. Place each tomato on a bed of lettuce, spread the sections apart and fill with the shrimp salad. Put a spoonful of Miracle Whip Salad Dressing in the center, and garnish it with a sprig of parsley.

Here's the sort of a salad that makes a luncheon! Miracle Whip Salad Dressing has an enticing "just right" flavor you and your guests will love.

## Welsh Rabbit



- |  |  |
|--|--|
| $\frac{1}{2}$ tabsp. Worcester-shire sauce | Dash of cayenne                                    |
| $\frac{1}{8}$ teasp. paprika               | $\frac{1}{2}$ cup beer                             |
| $\frac{1}{2}$ teasp. dry mustard           | $\frac{1}{2}$ lb. Kraft Creamed Old English Cheese |
| $\frac{1}{4}$ teasp. salt                  | 1 egg  |

Mix all seasonings to a smooth paste. Add the beer, put into a saucepan and place over a pan of hot water. Put over the fire and let stand until the beer is hot. Add the cheese which has been cut into pieces. Stir in the same direction until the cheese is melted. Beat the egg, add a small amount of the hot mixture to it, then add the egg to remaining hot rabbit. Cook a moment, stirring constantly. Serve on crisp fresh toast.

What a savory you have here! The tangy zest of creamed Cheddar that is the natural companion of gay, happy hours! No wonder you turn out a masterpiece!




*The Kraft Exhibit, A Century of Progress, 1934*

HERE you have seen how "Philadelphia" Brand Cream Cheese (the largest selling package cheese in the world) is automatically wrapped in its distinctive foil. The method illustrates the meticulous care, the scrupulous cleanliness used in every step in the production of all Kraft Cheeses.

Perhaps you are not yet acquainted with all the fine Kraft varieties used in the foregoing recipes. At your nearest up-to-date grocery or market you will find them in a wide and tempting assortment. Sharp

cheeses, mild cheeses. The finest types produced in America's richest dairy sections. Rare varieties Kraft has imported from foreign lands. You will find the Kraft Salad Products displayed there too.

Get acquainted with more of these Kraft delicacies. Surprise your family with several of the Kraft Cheeses they haven't yet tasted. When you're having a party, bring in the fashionable Cheese Tray. And do see what interesting variety the fresh-tasting Kraft dressings can bring to your salads!



*Wrapping 'Philadelphia' Brand Cream Cheese*

THE WORLD'S FINEST CHEESES ARE MADE OR IMPORTED BY KRAFT



1934



**PHILADELPHIA**  
BRAND  
PASTEURIZED



**CREAM CHEESE**

MANUFACTURED BY  
KRAFT-PHENIX CHEESE CORPORATION  
GENERAL OFFICES - CHICAGO, ILL. U.S.A.

Never Sold In Bulk

NET WEIGHT 3 OUNCES  
A Kraft-Phenix Cheese

